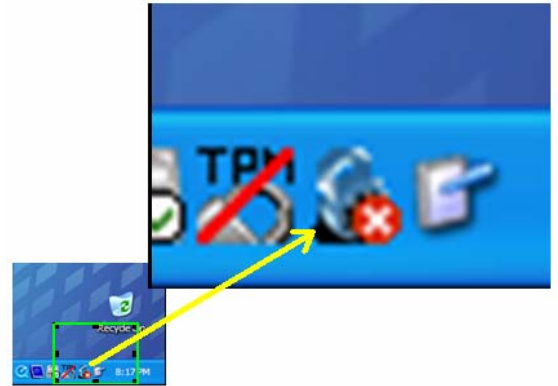


To Setup the Fingerprint Reader

You should be logged on under your normal CA account, i.e. terry_doe, and you should be logged on to CARY_ACADEMY.

Find the Credential Manager located in the lower right portion of your screen near the clock. (It may not have the red circle and x.)



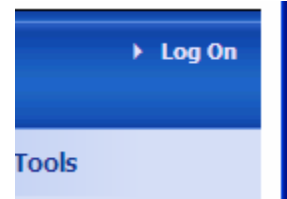
Create Your Identity

Right click on the icon, **if create Create Identity is an option**, click it and wait for the computer to process your identity. Then proceed to registering your fingerprints.



If this is not an option, don't worry. Click My Identity. When the Security Manager appears, click Log On.

If you are given a choice for Password or Fingerprint, choose Password.



When prompted for your Windows password, enter your main CA login password.


Now proceed with registering your fingerprints

Register Your Fingerprints

Double click this icon.

Select Register Fingerprints. This wizard will step you through the process.

First it will ask you to scan your right index finger. It takes four good swipes. You will see 25%, 50%, 75%, and 100% after each. The key to a good swipe is to start just past the crease at the first knuckle. See the illustration to the right. Press firmly and slide not too slow and not to quick. Imagine you are scooping peanut butter from a jar.



Once you have completed the right index, you will need to do your left. Again four good swipes.

These two fingers are mandatory, but now you can choose another finger. I strongly recommend the right thumb. Click on the right thumb, and get four good swipes.

Click Finish when you are done.

Then click OK.

Test Your Setup

To test it, put your machine in Standby (Fn – F3). Once it is asleep, flick the power switch.

Read this whole paragraph before continuing:

When the “Press CTR-ALT-Delete or swipe your fingerprint” window appears, swipe your finger. It should flash to the screen with hands on it. It may take an extra swipe to get it going. However, if it just brings you to the normal logon screen with your username and CARY_ACADEMY, switch the Log on to field to Credential Manager. Don’t type in a password, just click Finish. This should take you to the hands screen. This should be a one time event. The next time it should proceed automatically.

If it doesn’t work you can always login using your password. Be sure it says Log on to Cary_Academy if you plan on typing in your password. When you have a chance bring it to the helpdesk, and we can see if we can get it working.